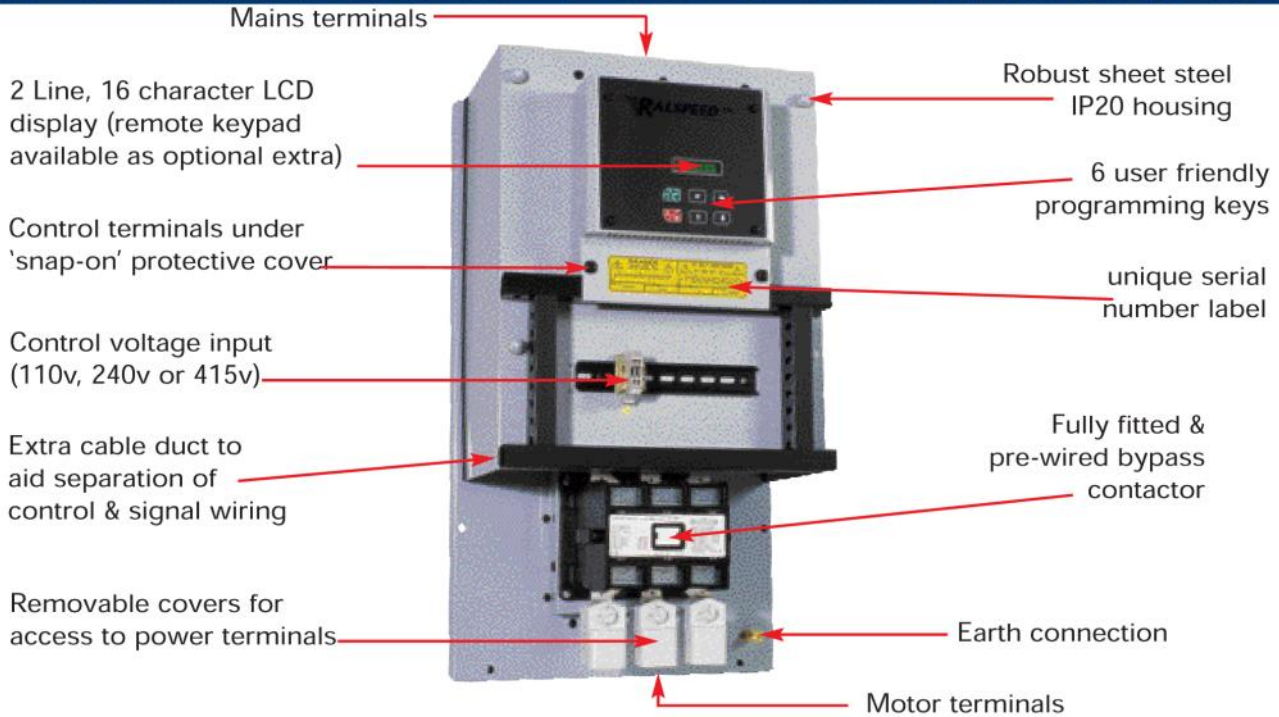


## TQM2KB-280 to TQM2KB-500

IP20 chassis version soft start unit for bypass duty, contactor to be supplied and fitted by Ralspeed

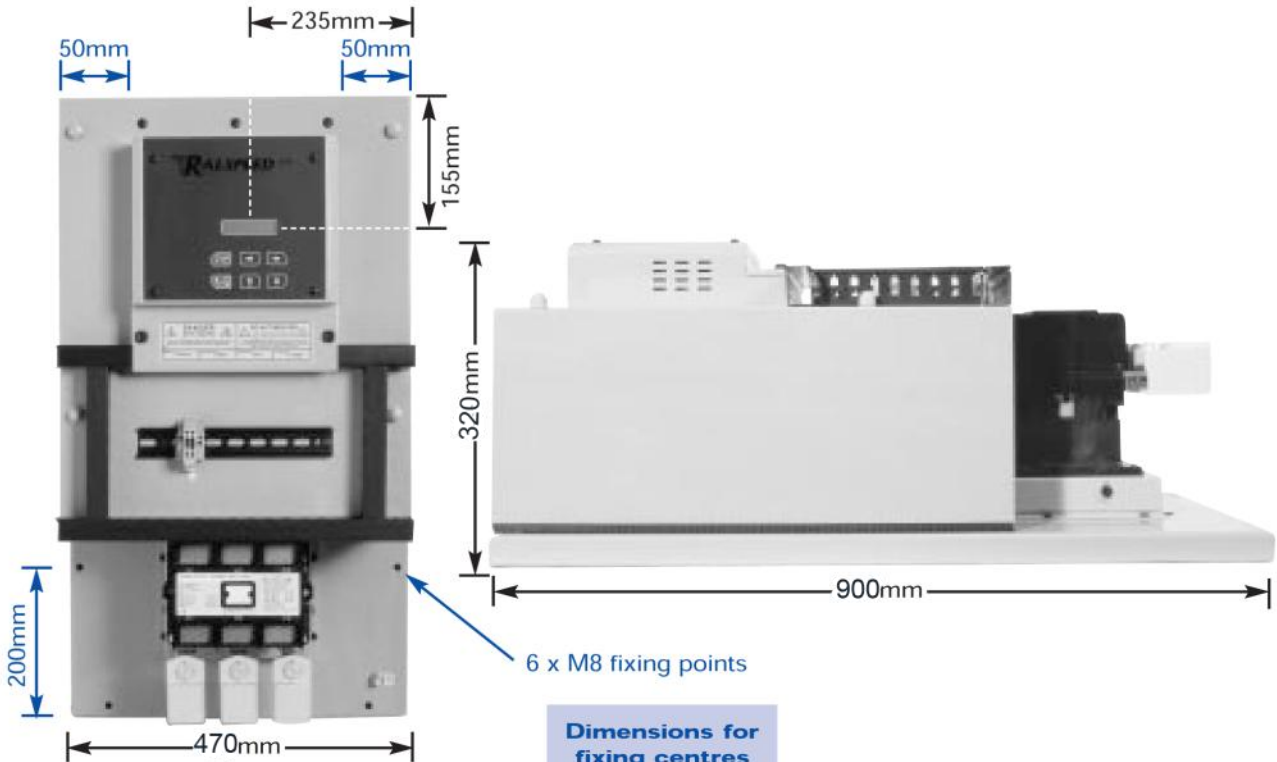


Technical Data	Ratings				
<b>KW rating</b>	280	336	400	450	500
<b>Mains power (R, S, T)</b>	110vAC to 415vAC +10%-10% (690v available as standard option)				
<b>Current rating (Amps) at 380v</b>	510	620	710	800	900
<b>Control supply L1 &amp; L2 (on PCB)</b>	110v / 220v / 440v User selectable and fully fused				
<b>Accel / Decel time – (Voltage ramp)</b>	1 to 240 seconds independently adjustable				
<b>Current limitation details</b>	Max current limit 600% of full load current Ramp to limit 1-10 sec, Current time out 10-60 sec				
<b>Starting torque</b>	25% to 70% of mains voltage – 5% steps				
<b>Stopping torque</b>	25% to 100% of mains voltage – 5% steps				
<b>Torque boost (kick start)</b>	70% of mains voltage adjustable from 200ms to 2sec				
<b>Max switching cycle</b>	12 even starts per hour with override in engineers menu				
<b>Dimensions H x W x D (in mm)</b>	900 x 470 x 320				
<b>Weights Kg (approximately &amp; unpacked)</b>	45	45	45	45	45
<b>Power Terminals - (hole size in sq mm)</b>	10	10	10	10	10
<b>Ambient / Storage temperature</b>	0°C ..... 45°C / -22°C ..... 75°C				
<b>Programmable Relays</b>	Overload, Underload, Thermistor, Service Over, Phase Fault, Firing Fault, External Trip, Overload Pre-alarm, Shearpin, Too many starts, Brake time over & Top of ramp				
<b>Programmable Inputs</b>	Inch, Reset Run Hours, External Trip, Brake Stop, Ramp Hold, Start Delay, Soft Stop, Local/Remote, Em Stop, Reset & Heatsink over Temperature				
<b>Protection</b>	Electronic Overload with 5 Selectable Curves, Underload, Thermistor Trip Circuit, Phase Fault, Thyristor Fault, Overload Pre-Alarm Too many starts, Emergency stop input & electronic "Shearpin"				
<b>Information Screens</b>	Motor Running - Time & Date, Ambient Temperature, Motor Amps (both digital & bar graph), 1000 Event Data-log (Downloadable), Service Interval & Run Hours				

Note: Due to continuous improvement & development, sizes & specification may change without notice - always check with factory before ordering.

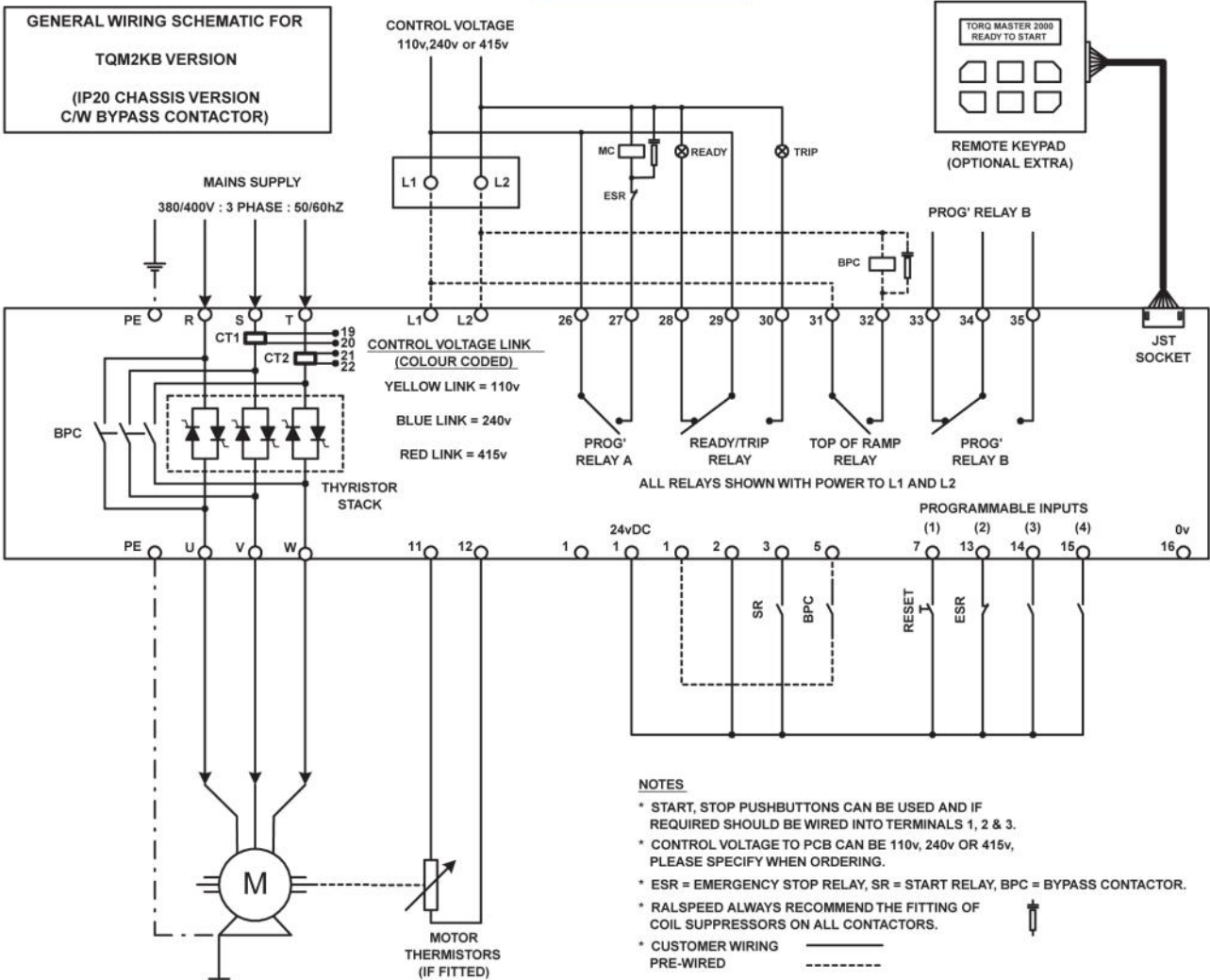


# TQM2KB-280 to TQM2KB-500



**Dimensions for fixing centres (blue text)**

**GENERAL WIRING SCHEMATIC FOR TQM2KB VERSION**  
(IP20 CHASSIS VERSION C/W BYPASS CONTACTOR)



Tel: 00 44 (0)1254 582 345 Fax: 00 44 (0)1254 668 414  
www.ralspeed.com